




## B500-AH

TECHNICAL SPECIFICATIONS		
Cutting Size		Ø500 mm
		500 mm
		500 x 550 mm
Cutting Materials	Nickel Based Alloys - Low Alloy Steels - Stainless Steel - Carbon Steel - Steels to 30 HRC - Aluminum	
Max. Cutting plane Tolerance	±1 mm	
Cutting Speed (m/min)	20-100	
Cutting Blade Size(mm)	6170 x 41 x 1.3	
Length x Width x Height (mm)	2800 x 1100 x 2000	
Weight (Kg)	1850 ± 10	
Motors	Main	4 KW-1400RPM-3ph
	Feed	0.55 KW-900RPM-3ph
	Coolant	0.09 KW-3ph
	Hydraulic	0.75 KW-1440RPM-3ph
Gearboxes	Main	Ratio : 43.4
	Feed	Ratio: 61
Vice Type	Hydraulic	
Cutting Blade Tensioning	Manual or Hydraulic	
Coolant System	Yes	
Swarf Brush	Blade Driven	
Roller Table	Yes	
PLC	Yes	

